



## High value growth on the NCS



Arne Sigve Nylund

Executive Vice President  
Development and Production, Norway

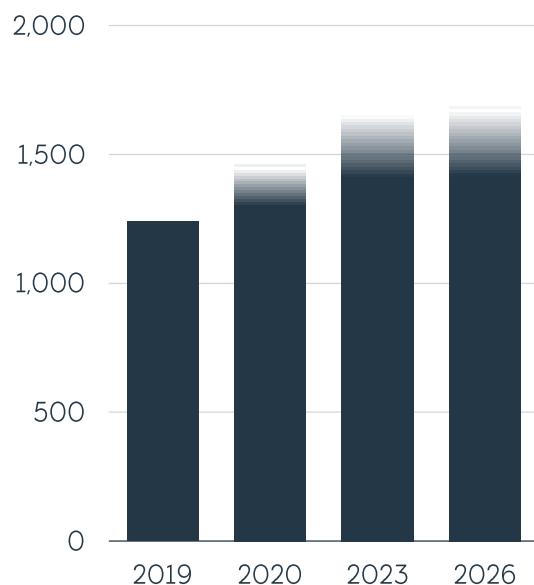


Tim Dodson

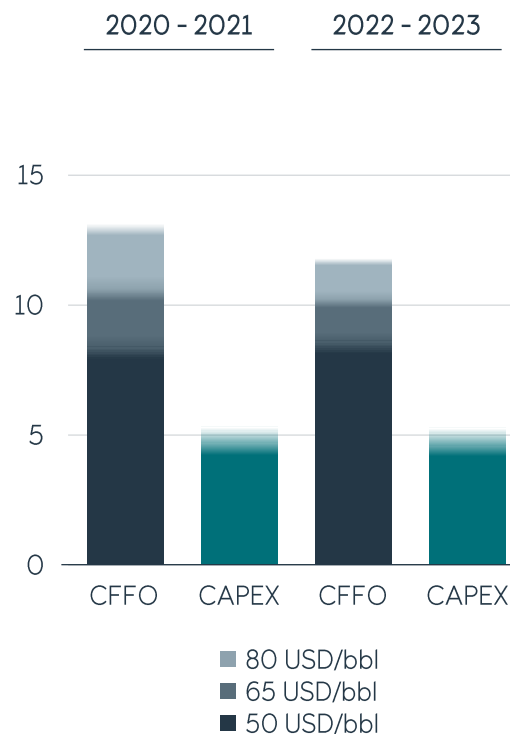
Executive Vice President  
Exploration

# Valuable production growth

**NCS equity production**  
Kboe per day



**DPN cash flow**  
Billion USD, annual average



~3

Percent  
Annual production  
growth rate

CAGR 2019-2026  
2019 rebased for portfolio measures

>20

Billion USD  
DPN organic cash flow  
2020-2023

CFFO before working capital and after  
organic investments. Based on 65 USD  
per bbl

~5

USD per boe  
UPC 2021

2020

Year  
Payback  
Johan Sverdrup Phase 1

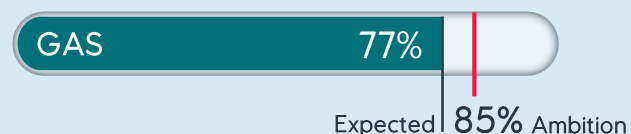
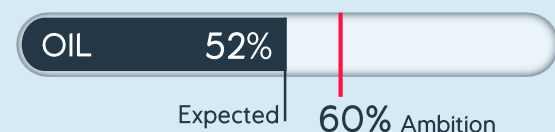
# Continuous strong replenishment on the NCS

CMU 2019 recovery ambitions

~3

Billion boe  
Ambition for additional reserves

Additional reserve potential, Equinor equity, oil and gas, operated fields.



Adding high value barrels from increased recovery

~550

Million boe  
Resources mapped in 2019

Equinor share

~25

USD per bbl  
Break-even

New ambition and unit for late life

~25

Percent  
Cost reduction

Compared to previous plan

<25

USD per bbl  
Break-even

Field life extension plan compared to previous plan

Continuously adding high value resources from exploration

~120

Million boe  
Discovered resources 2019

Equinor share

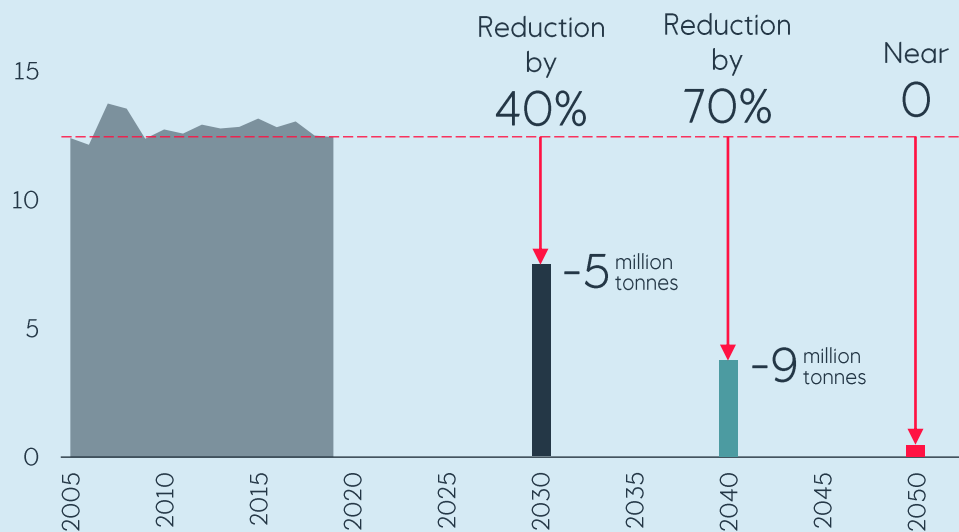
~500

Million USD  
NPV discoveries 2019

Based on 65 USD per bbl

# Transforming operations to secure long term value creation

New climate ambitions for Equinor operated activities in Norway  
Million tonnes per year



- Operational measures and energy efficiency
- Electrification
- Consolidation of infrastructure
- Zero-emission design for new fields

## New ambition and unit for late life

- Extending Statfjord life time towards 2040
- New ways of working
- Utilise NCS infrastructure
- Realise energy efficiency measures

# 100+

Wells

New Statfjord wells 2020-2030

# ~200

Percent

Increase in remaining resources Statfjord

Compared to previous plan

# ~50

Percent

Total CO<sub>2</sub> reduction at Statfjord

2030 compared to 2019 level

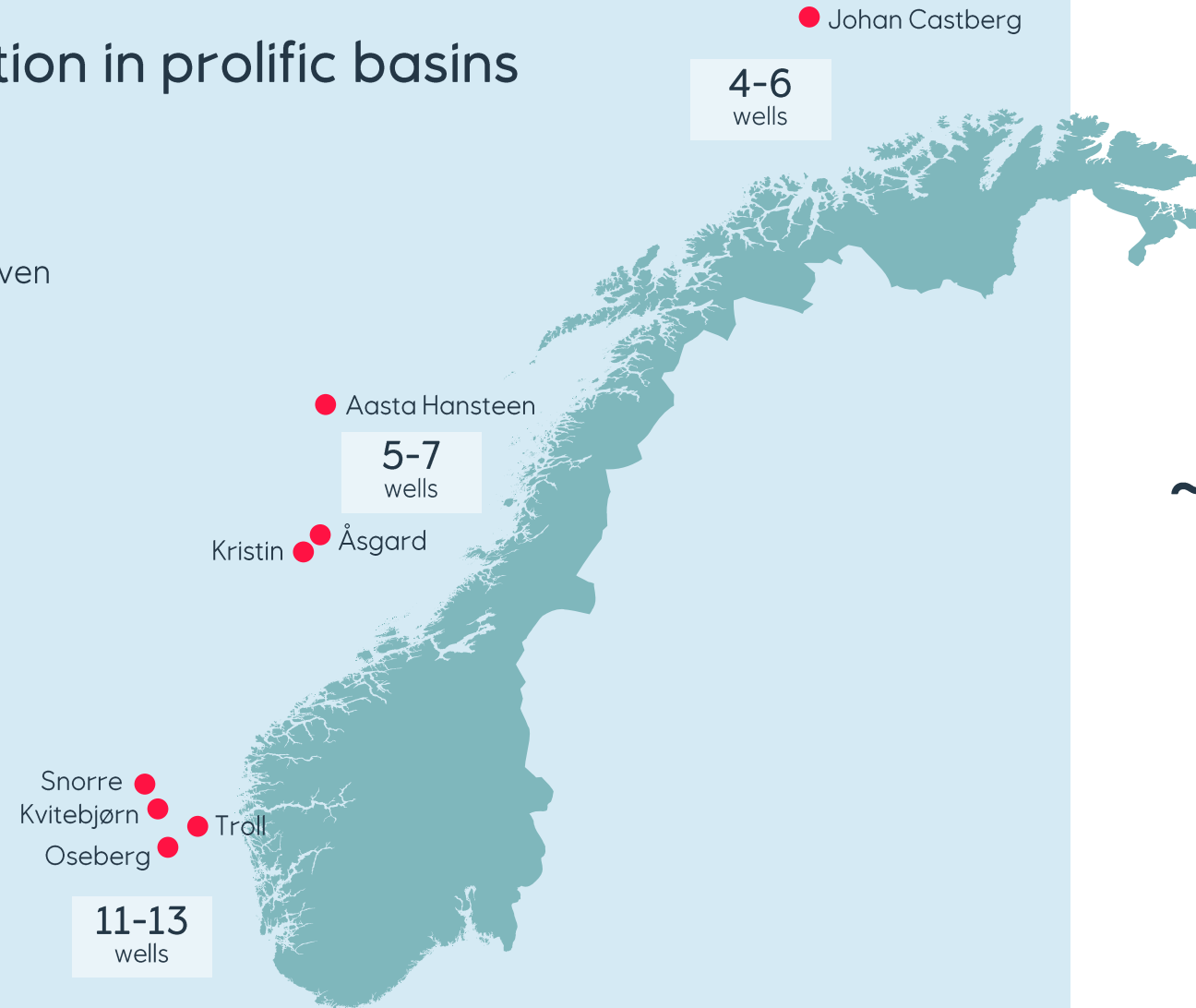




# High value exploration in prolific basins

20-30 NCS wells in 2020

- Infrastructure-led and data driven
- Sweet-spots in prolific basins
- Highly cost efficient wells



**NCS**  
Our digital laboratory

~9,000

Well data sets uploaded to the cloud enabling **big data analytics** and **machine learning** across the value chain

# Forward-looking statement

This presentation contains certain forward-looking statements that involve risks and uncertainties. In some cases, we use words such as "ambition", "continue", "could", "estimate", "expect", "believe", "focus", "likely", "may", "outlook", "plan", "strategy", "will", "guidance", "targets", "in line with", "consistent" and similar expressions to identify forward-looking statements. Forward-looking statements include all statements other than statements of historical fact, including, among others, statements regarding Equinor's plans, intentions, aims, ambitions and expectations with respect to Equinor's start-up of projects through 2029; organic cash flow from 2020 to 2023 and ROACE in 2020 and 2023; plans to achieve improvements with a cash flow effect of more than USD 3 billion from 2020 to 2025 through digital solutions and new ways of working; aims and ambitions with respect to the energy transition, including strengthen Equinor's position on carbon efficiency operation, to reach carbon neutral global operations by 2030, to develop as a global offshore wind major and to reduce the net carbon intensity of energy produced by 2050; expectations to achieve a production capacity of 4 to 6 GW from renewable projects and to increase capacity further to 12 to 16 GW towards 2035; Johan Sverdrup field, including the repayment of phase 1 investment by the end of 2020 and the field reaching plateau during summer 2020; aims and ambitions with respect to renewable energy, including adding 2.7 GW of renewable electricity capacity; market outlook and future economic projections and assumptions; production growth in 2020 and through 2026; CAGR for the period 2019 - 2026; organic capital expenditures through 2023; intention to mature its portfolio; estimates regarding exploration activity levels; ambition to keep unit of production cost in the top quartile of its peer group and to target a 5% improvement towards 2021; scheduled maintenance activity and the effects on equity production thereof; expected dividend payments and dividend subscription price; share buy-back programme, including expectations regarding the timing and amount to be purchased using the remaining part of the first tranche of the programme, the launch of the second tranche and the redemption of the Norwegian State's shares; provisions and contingent liabilities, including with respect to future cash outflows relating to the Agbami field redetermination in Nigeria, Equinor's response to Norwegian tax authorities regarding internal pricing on certain transactions and Equinor's constitutional challenge of the ICMS in Brazil; and planned and announced acquisitions and divestments, including the timing and impact thereof, including the acquisition of a 50% interest in SPM Argentina S.A. from Schlumberger Production Management Holding Argentina B.V.

You should not place undue reliance on these forward-looking statements. Our actual results could differ materially from those anticipated in the forward-looking statements for many reasons.

These forward-looking statements reflect current views about future events and are, by their nature, subject to significant risks and uncertainties because they relate to events and depend on circumstances that will occur in the future. There are a number of factors that could cause actual results and developments to differ materially from those expressed or implied by these forward-looking statements, including levels of industry product supply, demand and pricing; price and availability of alternative fuels; currency exchange rate and interest rate fluctuations; the political and economic policies of Norway and other oil-producing countries; EU developments; general economic conditions; political and social stability and economic growth in relevant areas of the world; global political events and actions, including war, political hostilities and terrorism; economic sanctions, security breaches; changes or uncertainty in or non-compliance with laws and governmental regulations; the timing of bringing new fields or wells on stream; an inability to exploit growth or investment

opportunities; material differences from reserves estimates; unsuccessful drilling; an inability to find and develop reserves; ineffectiveness of crisis management systems; adverse changes in tax regimes; the development and use of new technology; geological or technical difficulties; operational problems; operator error; inadequate insurance coverage; the lack of necessary transportation infrastructure when a field is in a remote location and other transportation problems; the actions of competitors; the actions of field partners; the actions of governments (including the Norwegian state as majority shareholder); counterparty defaults; natural disasters and adverse weather conditions, climate change, and other changes to business conditions; an inability to attract and retain personnel; relevant governmental approvals; labour relations and industrial actions by workers and other factors discussed elsewhere in this report. Additional information, including information on factors that may affect Equinor's business, is contained in Equinor's Annual Report on Form 20-F for the year ended December 31, 2018, filed with the U.S. Securities and Exchange Commission (including section 2.11 Risk review - Risk factors thereof). Equinor's 2018 Annual Report and Form 20-F is available at Equinor's website [www.equinor.com](http://www.equinor.com). Although we believe that the expectations reflected in the forward-looking statements are reasonable, we cannot assure you that our future results, level of activity, performance or achievements will meet these expectations. Moreover, neither we nor any other person assume responsibility for the accuracy and completeness of these forward-looking statements. Any forward-looking statement speaks only as of the date on which such statement is made, and, except as required by applicable law, we undertake no obligation to update any of these statements after the date of this report, whether to make them either conform to actual results or changes in our expectations or otherwise.

The achievement of Equinor's net carbon intensity ambition depends, in part, on broader societal shifts in consumer demands and technological advancements, each of which are beyond Equinor's control. Should society's demands and technological innovation not shift in parallel with Equinor's pursuit of significant greenhouse gas emission reductions, Equinor's ability to meet its climate ambitions will be impaired.

Equinor is including the emissions from a customer's product use in its calculation of its net carbon intensity solely as a means to (i) more accurately evaluate the emission lifecycle of what we produce and (ii) to respond to the potential business opportunities arising from shifting consumer demands. Including these emissions in the calculation should in no way be construed as an acceptance by Equinor of responsibility for the emissions caused by such use.

Prices used in the presentation material are given in real 2019 value, unless otherwise stated. Forward looking cash-flows are in nominal terms. Break-evens and NPVs are in real 2020 terms and are based on life cycle cash-flows from Final Investment Decision dates. We also confirm that we have obtained approval from Barclays, Independent project Analysis (IPA), Rushmore Reviews, IOGP, RBC Capital Markets and Thunder Said Energy to publish data referred to on slides in this presentation.

We use certain terms in this presentation, such as "resource" and "resources" that the SEC's rules prohibit us from including in our filings with the SEC. U.S. investors are urged to closely consider the disclosures in our Form 20-F, SEC File No. 1-15200. This form is available on our website or by calling 1-800-SEC-0330 or logging on to [www.sec.gov](http://www.sec.gov).